

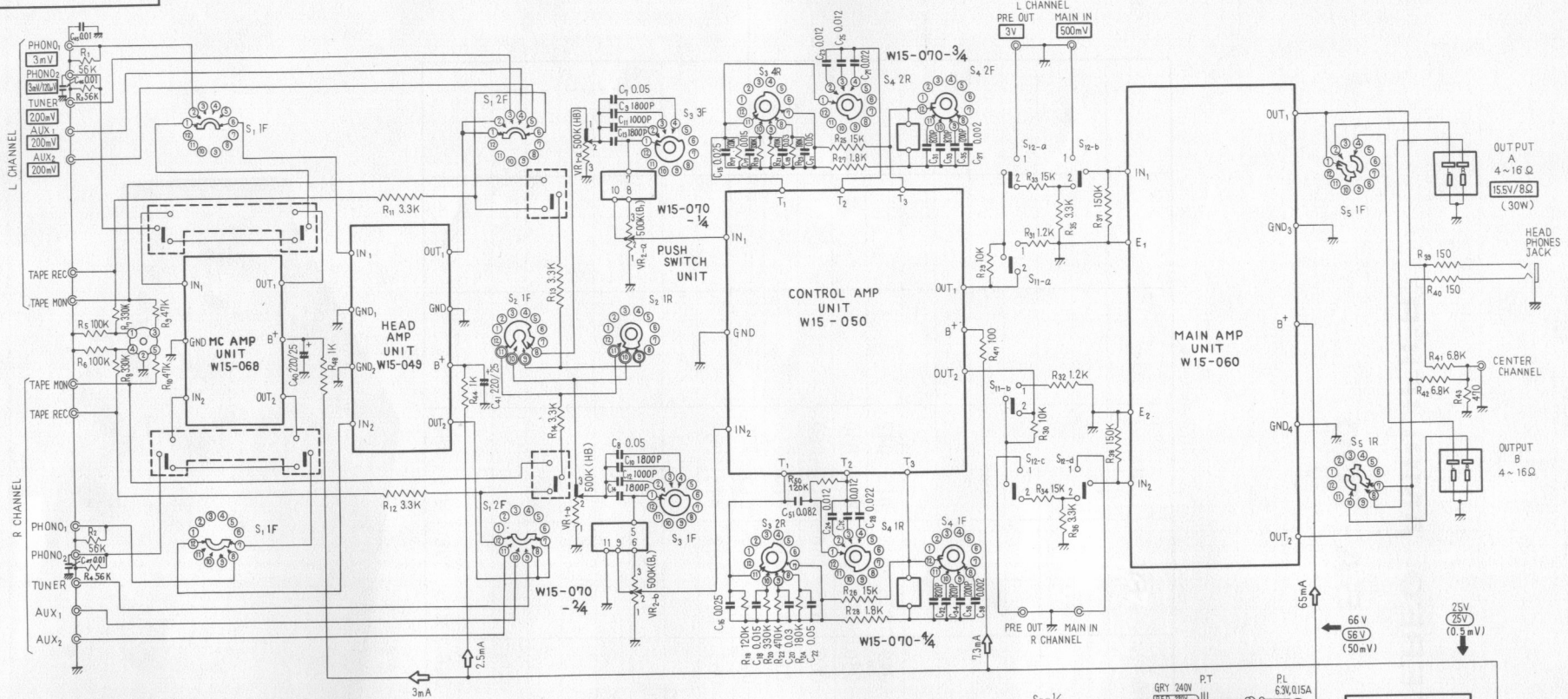
## STEREO AMPLIFIER

### SA-700

ROUND LABEL UNIT	FA	FV	KL			
TUNER UNIT						
FM FRONT END						
FM IF UNIT						
MPX UNIT						
AM TUNER UNIT						
MUTING UNIT						
HEAD AMP UNIT	W15-049	W15-049	W15-049			
CONTROL AMP UNIT	W15-050	W15-050	W15-050			
MAIN AMP UNIT	W15-060	W15-060	W15-060			
POWER SUPPLY UNIT	W16-018	W16-018	W16-018			
SWITCH UNIT	W15-070	W15-070	W15-070			
SWITCH UNIT	W15-083	W15-083	W15-083			
SWITCH UNIT						
TONE COLOR UNIT						
CONTROL UNIT						
MIC AMP UNIT						
REVERBE AMP UNIT						
REVERBE UNIT						
MC AMP UNIT	W15-068	W15-068	W15-068			



# SA-700



### SWITCHES

- S<sub>1</sub> INPUT SELECTOR**
- (1) PHONO 2
  - (2) PHONO 1
  - (3) TUNER
  - (4) AUX 1
  - (5) AUX 2
- S<sub>2</sub> MODE**
- (1) STEREO REV
  - (2) STEREO NORM
  - (3) MONO L
  - (4) MONO R
  - (5) MONO L+R
- S<sub>3</sub> BASS CONTROL**
- 9dB ~ +12dB (at 100Hz)
- S<sub>4</sub> TREBLE CONTROL**
- 12dB ~ +9dB (at 10KHz)
- S<sub>5</sub> OUTPUT SELECTOR**
- (1) POWER OFF
  - (2) A
  - (3) SPKR'S OFF
  - (4) B
  - (5) A+B
- S<sub>11</sub> MUTING** (1) ~20dB (2) 0dB
- S<sub>12</sub> PRE & MAIN IN SEP.** (1) INTER-COUP.
- S<sub>5</sub> 1F** : INCLUDED IN W15-070 (PUSH SWITCH UNIT)

### POTENTIOMETERS

- VR<sub>1</sub> BALANCE CONTROL**
- VR<sub>2</sub> VOLUME CONTROL**

### RESISTORS

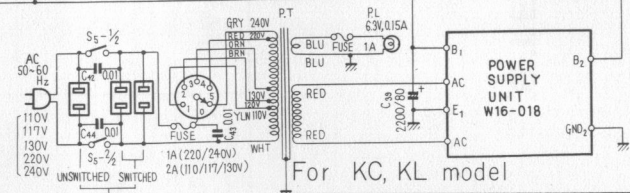
NON MARK: OHM, K: KILOHM, M: MEGOHM

### CAPACITORS

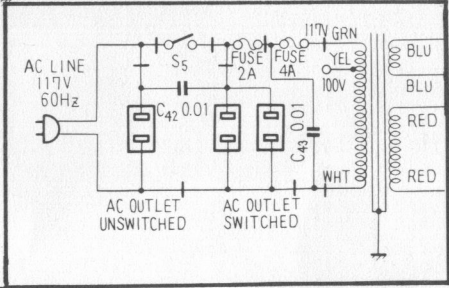
NON MARK: μF  
P: μμF

- ➔ : NO INPUT SIGNAL
- ➔ : DC CURRENT
- ➔ : DC VOLTAGE
- V : NO SIGNAL INPUT
- ⊖ : AT 30W/8Ω ONE CHANNEL OUTPUT
- ⊖ : SIGNAL VOLTAGE AT 30W/8Ω (1KHz)

ITEM NO.	VACANT
R <sub>1</sub> ~ R <sub>48</sub>	R <sub>15</sub> , 16, 45, 46
C <sub>1</sub> ~ C <sub>44</sub>	C <sub>1-6</sub> , 25, 30

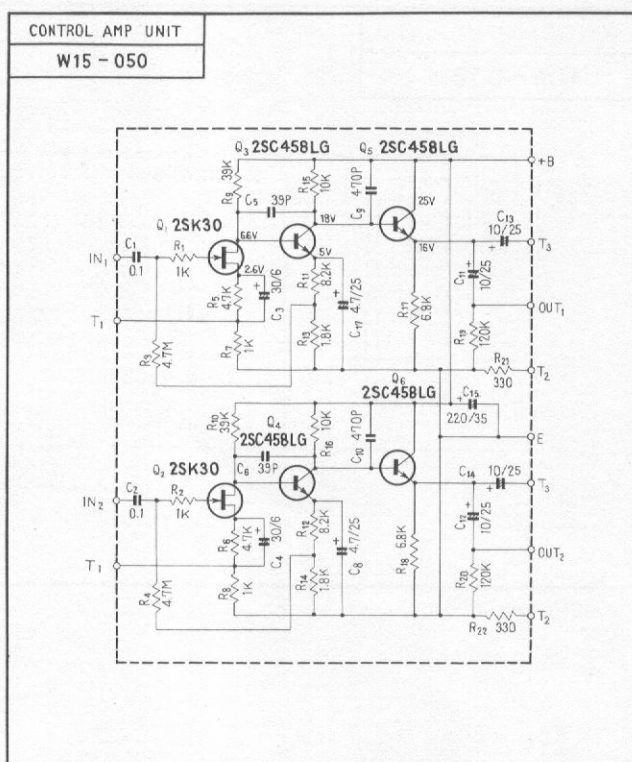
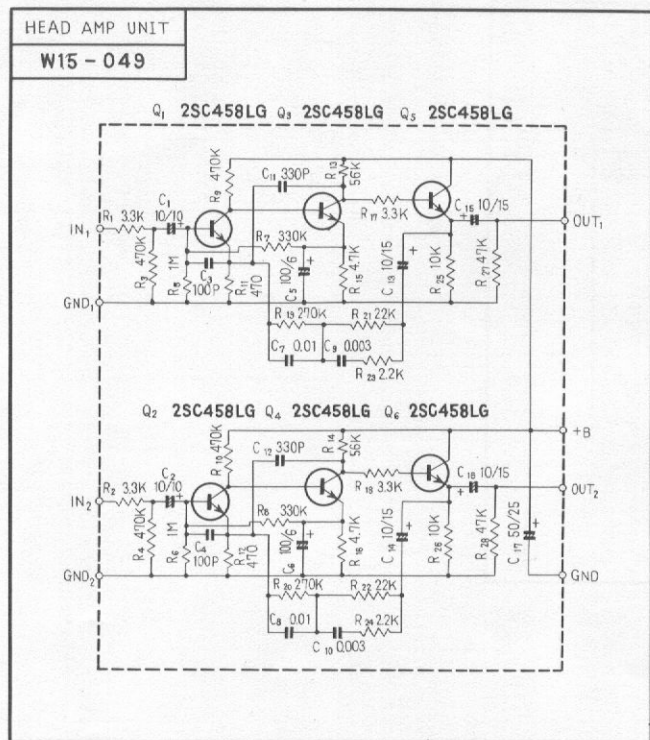


For KC, KL model

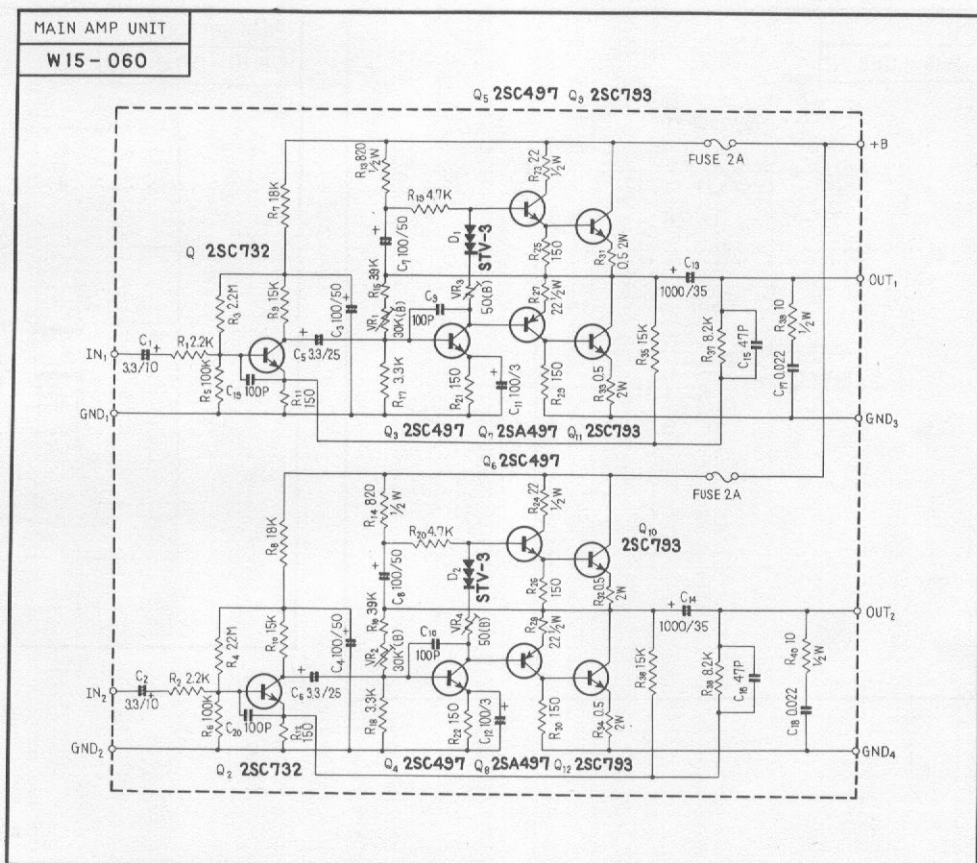


HEAD AMP UNIT

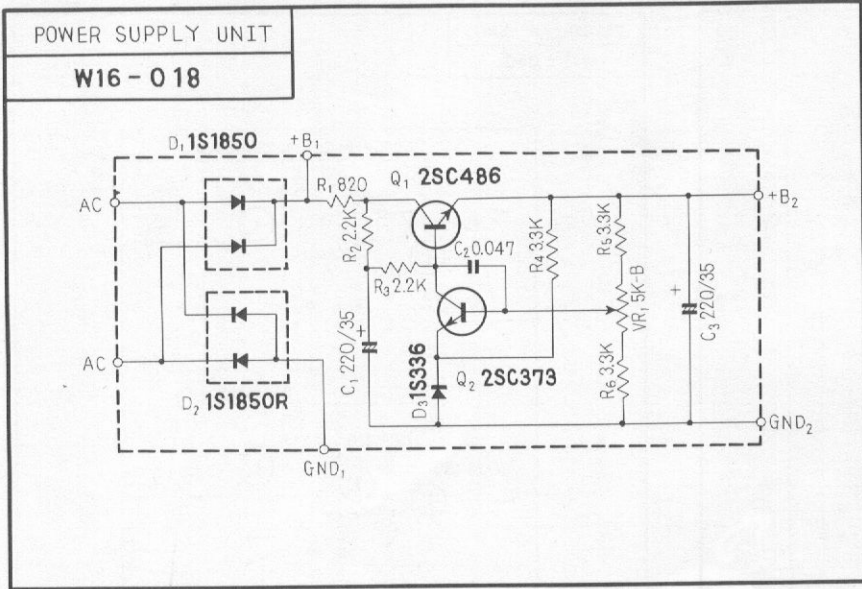
CONTROL AMP UNIT



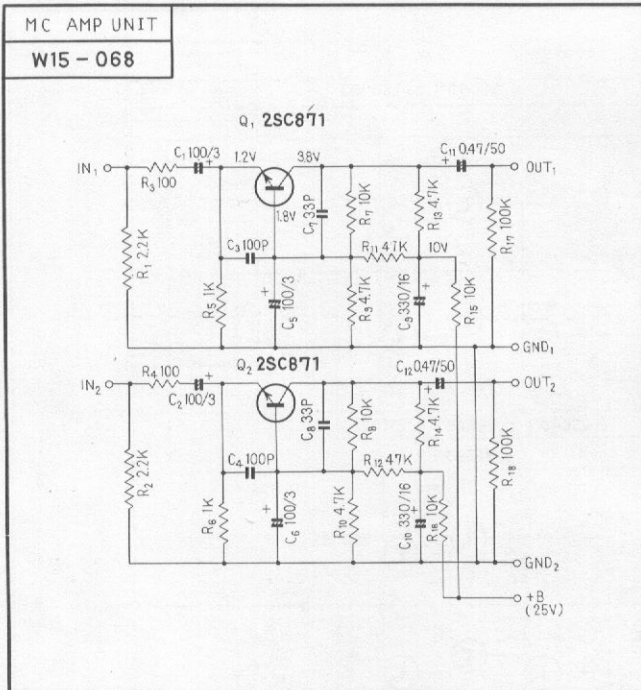
MAIN AMP UNIT



# POWER SUPPLY UNIT



# MC AMP UNIT



# PUSH SWITCH UNIT

